

IMAGING EXCELLENCE, MADE ECONOMICAL.

Like many imaging facilities, you may be working with limited funding – still, you refuse to compromise image quality or patient care. Nor do you have to. Carestream's Q-Rad X-Ray Systems are feature-rich solutions designed specifically for the needs of budget-conscious operations. They're an ideal combination of performance and affordability. And, they're here today – from Carestream.

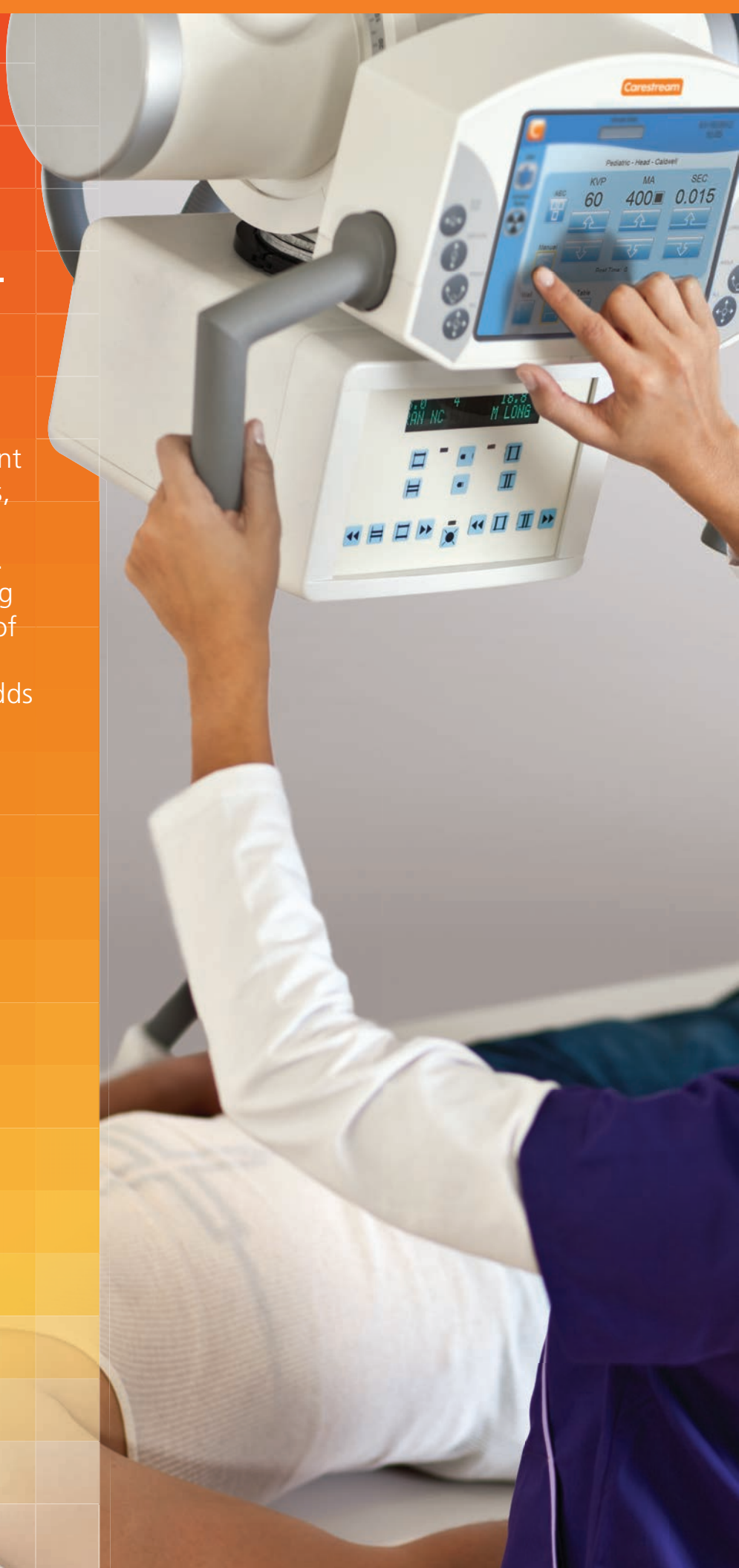


VERSATILITY MEETS VALUE.



POWERFUL SOLUTIONS. YOUR CHOICE OF CONFIGURATIONS.

Carestream is proud to deliver high-quality, value-priced x-ray solutions. They're ideal for hospitals, imaging centers, urgent care facilities, orthopedic offices, private practices, outpatient centers, and ER overflow rooms. The systems offer full positioning functionality, tremendous ease of use, and the image quality you expect from Carestream. This adds up to accelerated workflow and enhanced patient care.





SIZED AND PRICED FOR FACILITIES JUST LIKE YOURS

Standard Floor Mount System

At the center of this solution, a freestanding tube stand combines exceptional longitudinal, transverse, and vertical travel to accommodate even the most difficult studies and exam positions. Patients of virtually any size and weight will be safe and comfortable on the system's float-top table, while the wall stand optimizes the technologist control.



Value Floor Mount System

An exceptional value for the budget-conscious facility, this system's combined floor/wall track design reduces costs and provides flexible positioning. You also receive all the benefits of the wall stand, plus a standard enclosed table for maximum economy, balanced with safe, reliable operation.



Sample configurations – many other combinations are available.

COMPONENTS DESIGNED FOR PERFORMANCE.

These systems are designed to deliver both value and performance. Each individual system component offers its own set of exceptional features.



Tables

ELEVATING FLOAT-TOP TABLE

- Table adjusts to extra-low elevation to help elderly, handicapped, or pediatric patients, move more comfortably onto the table
- Convenient flat top design facilitates easier patient transfer from stretchers
- Extra-wide design and 650 pound (295.5 kg) weight capacity ensures the ability to accommodate a full range of patients
- Up-and-down table movement and activation of the float-top feature are both adjusted with a single handle, to maximize technologist control

FLOAT-TOP TABLE

- Convenient flat top design facilitates easier patient transfer from stretchers
- Extra-wide design and 650 pound (295.5 kg) weight capacity ensures the ability to accommodate a full range of patients
- Activation of the float-top feature is adjusted with a single handle, to maximize technologist control



Float-top table single handle

ENCLOSED FIXED TABLE

- Convenient flat top design facilitates easier patient transfer from stretchers
- Extra-wide design and 650 pound (295.5 kg) weight capacity ensures the ability to accommodate a full range of patients
- Enclosed base presents a cleaner look and design than standard tables



Tube Stand

FREESTANDING TUBE STAND

- Freestanding design eliminates the cost and installation hours for additional ceiling mounted rails, and accommodates facilities that can't support a ceiling mounted support system
- Wide range of longitudinal and transverse travel, column rotation, tube angulation, and trunnion rotation supports thorough coverage during lateral studies and other difficult positions
- Wide vertical travel range enhances pediatric imaging of weight-bearing knees

STANDARD TUBE STAND

- Design offers 2m, 2.5m or 3m floor and wall tracks, speeding installation, cutting costs, and eliminating the need for a ceiling mounted support system
- Both sides of the soft-touch handgrip have fingertip controls, providing fast and easy access to multi-function lock release switches – for speedy adjustment of longitudinal, vertical and tube angulation


Wall Stands

WALL STAND

- Wide vertical-travel range with minimal focal spot-to-floor distance enhances pediatric imaging of weight-bearing knees – as well as upright examinations of adults
- Ergonomically designed EZ-Glide hand control allows operators to easily adjust, from a comfortable standing position
- Narrower base saves additional space in smaller x-ray rooms
- Optional overhead and side mount handgrips help stabilize patients during standing and weight bearing exams

SIDE MOUNT WALL STAND

- Side-mount wall stand with its narrower base saves major space in smaller rooms
- Wide vertical-travel range with minimal focal spot-to-floor distance enhances pediatric imaging of weight-bearing knees – as well as upright examinations of adults
- Ergonomically designed EZ-Glide hand control allows operators to easily adjust, from a comfortable standing position
- Optional overhead and side mount handgrips help stabilize patients during standing and weight bearing exams



EZ-Glide hand control

THE Q-VISION HF SERIES AND ODYSSEY HF SERIES GENERATORS.

These innovative imaging systems can be powered by either the Q-VISION Series or ODYSSEY Series Generator.

- 120kHz ultra-high frequency operation exceeds that of most other suppliers, and allows:
 - Faster tube warm-up time
 - Shorter exposure time
 - Refined image
 - Minimized radiation dose
- A wide spectrum of power ratings match your specific requirements



Q-VISION HF SERIES CONSOLE

- 19" Touch Screen Monitor speeds workflow with quick selection of body parts and views
- Positioning guide with expandable radiographs and positioning pictures helps teach and develop consistent results every time
- Remote access support allows for quick and easy diagnostic support for issues, recalibration, and upgrades
- Built-in web camera enables direct contact with support via internet. Also allows visual inspection of generator or other analog equipment

ODYSSEY HF SERIES CONSOLE

- Menu-driven operator control panel is intuitively easy to use, giving technologists more freedom to focus on their patients
- Automated Control (APR) Settings empower technologists to assign their own customized, selected techniques, or select varying levels of imaging parameters



TECHVISION OPTION

- Easy to view and set up all technique parameters
- Streamlines process and decreases overall examination time for increased patient care

Q-VISION's innovative and simple touchscreen GUI design permits a wide variety of routine, specialized and custom procedures.

Q-RAD ACCESSORIES FOR EXPANDED CAPABILITIES

Cassette Holders

ROLLING LATERAL CASSETTE HOLDER

- Quick and secure maneuverability around the x-ray exam room
- Provides positioning of image receptor either at or below table top to eliminate image cut-off

TABLE TOP CASSETTE HOLDER

- Quick-locking side adjustments hug the imaging plate securely
- Effortless maneuverability with table-top scratch protection

LATERAL CASSETTE HOLDER

- Provides positioning of receptor/cassette either on or below table top to eliminate image cut-off
- Articulating swivel arm ($\pm 90^\circ$) allows variety of angled positions

LATERAL CASSETTE HOLDER PLUS

- Provides positioning of receptor/cassette either on or below table top to eliminate image cut-off
- Multi-articulating swivel arm ($\pm 90^\circ$) allows variety of angled positions




Table top cassette holder

Weight-bearing Stands

TWO-STEP WEIGHT-BEARING STAND & THREE-STEP WEIGHT-BEARING STAND

- Two or Three-Step Design, for use with Universal C-ARM type Systems
- Clear-view design for patient foot location and easy visualization of image receptor positioning
- Patient weight capacity of 450 lbs. (204 kg)

Collimators

- Available in manual and motorized models



Weight-bearing stands

CARESTREAM Smart Services

A PARTNER WHO CARES AS MUCH AS YOU DO.



Support To Depend On.

As a professional imaging facility, you've made a commitment to your patients to provide quality diagnostic services and patient care. Our commitment to you is to share your values and be a true partner in your critical mission. For over 100 years we have provided healthcare providers around the world with innovative, state-of-the-art imaging solutions combined with unprecedented customer support. When you partner with Carestream, you can count on timely, dependable service and support from one of the largest and most experienced organizations in the industry.

We offer a broad portfolio of CARESTREAM Smart Services tailored to meet your specific needs and budget. Our project management services will help you plan, organize and direct all tasks from site planning, equipment handling and integration with other solutions and your IT infrastructure. You can rely on high quality training programs for your radiology staff as well as biomedical and clinical engineers to improve operational efficiency. We offer a variety of service support agreements to fully protect your imaging assets by ensuring maximum equipment uptime and helping you control operating costs. Our Smart Services are provided by a team of more than 1,700 dedicated and experienced service and support professionals with one goal in mind: Your satisfaction.

CARESTREAM Smart Link – Always there for you.

Here's the optimal service solution. CARESTREAM Smart Link offers you expert technical support – anytime, and anywhere. Smart link is a remote monitoring and diagnostic solution that tracks the status of your digital equipment around the clock. A single call to any one of our call centers around the world initiates a global resolution process to solve your problem fast. Or, better yet, recognize an impending problem and address it before it ever occurs. And, unlike other services providers, you get immediate access to local engineers with years of experience and expertise. For you, this all adds up to minimized downtime and enhanced productivity.



www.carestream.com

